



Government of India, Ministry of Finance, Department of Revenue
 भारत सरकार, वित्त मंत्रालय, राजस्व विभाग
 Central Board of Indirect Taxes and Customs (CBIC)
 केंद्रीय अप्रत्यक्ष कर एवं सीमा शुल्क बोर्ड (सीबीआईसी)
 Office of the Additional Director General of Systems
 प्रणाली प्रधान निदेशालय के अतिरिक्त महानिदेशक का कार्यालय
 GST and Central Excise, GST Bhavan, 1st and 5th floor,
 जीएसटी और केंद्रीय उत्पाद शुल्क, जीएसटी भवन, पहली और पांचवी मंजिल,
 No. 26/1, Mahatma Gandhi Road, Nungambakkam, Chennai -600034
 सं. 26/1, महात्मा गाँधी रोड, नुंगंबक्कम, चेन्नई-600034

File No: DGSYS/APP/CZU/RGMO/1/2025-ACES/GST O/o-ADG-DGS-ZU-CHENNAI-Part(1) Date:28.01.2026

A DVISORY NO. 01 /2026 – HSNS CESS REGISTRATION AND PAYMENT PROCEDURE

Sub: HSNS Cess - Login procedure and Filing Application for New Registration and Payment in the CBIC Taxpayer's portal – Regarding.

Attention is invited to The Health Security se National Security Cess (HSNS Cess) 2025 Act, notified on 16.12.2025 and being introduced with effect from 01.02.2026.

The HSNS Cess Application functionalities will be developed and hosted on the designated Portal (www.cbic-gst.gov.in) (herein after referred to as 'Portal') and will be functional from 01.02.2026.

The step-by-step procedure, for carrying out Login, Enrollment, Registration and Payment activities for taxable person on the portal, with screenshots are enclosed as follows:

ANNEXURE A- REGISTRATION

ANNEXURE B- PAYMENT

ANNEXURE C - HELPDESK

4. Similar Advisory for filing of Declaration(HSNS DEC-01) & filing of Returns (HSNS RET-01) will be issued shortly.

5. The above advisory may be widely circulated to sensitize the field officers and trade.

Encl-As above

Digitally signed by
Sahil Inamdar

Date: 28-01-2026

19:02:41

साहिल इनामदार | Sahil Inamdar
 अति रिक् म तिनिदेशक | Additional Director General,
 प्रणाली प्रधान तिनिदेशालय चेन्नई | DGSystems, Chennai

To

1. All the Pr. Chief Commissioners/Chief Commissioners of GST Zones.
2. The Pr. DG/DG, DGGI/DGGST/DG (Audit)/DG (TPS).
3. The Commissioner, GST (Policy Wing).
4. The Commissioner, Central Excise (Policy Wing).
5. All the Pr. Commissioners/Commissioners of GST.
6. The Pr ADG /ADGs of Systems, New Delhi/ Bengaluru / Kolkata/Mumbai
7. The Joint Secretary, TRU 1
8. The Joint Secretary, DOR.
9. Web master, CBIC

Copy submitted to.

The Pr. Director General, Systems & Data Management, New Delhi -----for information

1. PS to the Member (IT) ----- for information.
- 2.

ANNEXURE A – REGISTRATION

ADVISORY ON HSNS- CESS TAXPAYER REGISTRATION UNDER CBIC-CENTRAL EXCISE TAXPAYER PORTAL

The procedure for new taxpayers to login and register under HSNS CESS is explained as follows:

1. The portal for HSNS CESS is www.cbic-gst.gov.in



2. Click on HSNS> HSNS(CESS) LOGIN which leads to the relevant Taxpayer Login



3. The applicant needs to click the “New User” > “New Registration” icon as illustrated below:

The screenshot displays the HSNS Cess Login interface. The header includes the Central Board of Indirect Taxes and Customs logo and the text "Ministry of Finance - Department of Revenue". The main heading is "Health Security Se National Security Cess". The left panel, titled "HSNS Cess Login", contains input fields for "User ID *", "Password *", and a CAPTCHA challenge showing "X4t1r". Below these are "LOGIN" and "RESET" buttons. The right panel, titled "Existing User", includes links for "Forgot Password" and "Unlock account". The "New User" link is highlighted with a red box, and the "New Registration" link is also highlighted with a red box. A "Know your Jurisdiction" link is located at the bottom right. The footer contains the copyright notice "© Copyright Information 2025".

4. The following particulars are required to be entered by the applicant:

- (i) Name as mentioned in PAN
- (ii) PAN
- (iii) Mobile Number
- (iv) GSTIN & CE Registration Number if any (Not mandatory)
- (v) Email Address
- (vi) State of location of the business premises (to be selected from the dropdown menu)
- (vii) CAPTCHA

Note: The One Time Password (OTP) and other communication will be sent to the above mobile number and email id.

Central Board of Indirect Taxes and Customs
Ministry of Finance - Department of Revenue

HSNS Cess New Registration

Name as mentioned in PAN *

PAN *

GSTIN

CE Registration Number

Mobile Number *

Email Address *

Select a State*

Type the characters you see in the image below

KiR6u

SUBMIT **BACK TO LOGIN**

Health Security Se National Security Cess

Existing User

[Forgot Password](#) [Unlock account](#)

New User

[New Registration](#) [ERN Login](#)

[Know your Jurisdiction](#)

© Copyright Information 2025

5. PAN details are validated online with Income Tax Portal.

After the PAN details are validated successfully, an OTP will be generated and sent to the Mobile Number and e-mail Id provided by the applicant.

The applicant is required to enter the OTP received.

Central Board of Indirect Taxes and Customs
Ministry of Finance - Department of Revenue

Health Security Se National Security Cess

Please Enter OTP

828311

OTP sent successfully

[SUBMIT](#) [Resend OTP](#)

[Existing User](#)
[Forgot Password](#) [Unlock account](#)

[New User](#)
[New Registration](#) [ERN Login](#)


[Know your Jurisdiction](#)

© Copyright Information 2025

6. After submitting OTP, screen message such as “Enrollment Reference Number (ERN) generated and sent to your mobile/ email.” Will appear .

The screenshot displays the CBIC portal interface. At the top left, the header reads "Central Board of Indirect Taxes and Customs" and "Ministry of Finance - Department of Revenue". A white confirmation box is centered at the top, stating: "Confirmation", "ERN generated and sent to your mobile/email. Please use the ERN Login option for Registration", and a "Close" button. Below this, a large grey box contains the "Please Enter OTP" section with a text input field showing "828311", a "SUBMIT" button, and a "Resend OTP" button. To the right of the OTP section, under the heading "Health Security Se National Security Cess", are links for "Existing User" (Forgot Password, Unlock account) and "New User" (New Registration, ERN Login). At the bottom right of this section is a link "Know your Jurisdiction". The footer at the very bottom reads "© Copyright Information 2025".

7. A 15-digit(Alphanumeric) Enrollment Reference Number (ERN) will be generated and sent to the registered mobile number and e- mail Id. After that, the applicant should log in using the Enrollment Reference Number (ERN). An OTP will be generated and sent to the Mobile Number and e-mail Id provided by the applicant.



Central Board of Indirect Taxes and Customs
Ministry of Finance - Department of Revenue

Health Security Se National Security Cess

Enrollment Reference Number Login

270120260001ERN

dPazX

dPazX

Generate OTP

BACK TO LOGIN

Existing User

Forgot Password

Unlock account

New User

New Registration

ERN Login

Know your Jurisdiction

© Copyright Information 2025

8. The applicant after entering the OTP should click the submit icon as below.

Central Board of Indirect Taxes and Customs
Ministry of Finance - Department of Revenue

Health Security Se National Security Cess

Please Enter OTP

Enter OTP Received *

SUBMIT Resend OTP

Existing User

Forgot Password Unlock account


New User

New Registration ERN Login


Know your Jurisdiction

© Copyright Information 2025

9. After successful submission, the applicant will be able to view the Taxpayer Dashboard as below:

**Central Board of Indirect Taxes and Customs**
Ministry of Finance - Department of Revenue


Welcome to DashBoard

Sl. No.	Click below link to Fill Registration
1	 HSNS REG-01

© Copyright Information 2025

10. The applicant who intends to register under HSNS-CESS in respect of Pan masala falling under Chapter 21069020 and other specified goods to be notified will file “HSNS REG-01 Form”. The applicant can click on the Icon “HSNS REG-01” Form and fill the required details under each tab of the application form, upload relevant documents and submit the same to the Department.
- An overview of “HSNS REG-01 Form” is given below:

Business details

**Central Board of Indirect Taxes and Customs**
Ministry of Finance - Department of Revenue

HSNS REG-01

Business Details

Legal Name (As per PAN) *

PAN *

GSTIN Number (If Any)

CE Registration Number (If Any)

Email Address *

Mobile Number *

Pratik

XXXXX1234X

Enter GSTIN (If Any)

Enter CE Registration Number (If Any)

pratiknagrale226@gmail.com

9685741236

Business Details

Trade Name (If Any)

Constitution of Business *

Date of Commencement of Business *

Date on which liability to register arises *

test

Limited Liability Partnership

01/01/2026

01/01/2026

Upload Documents

Browse Documents

Document Name

Size

Action

No Documents Found.

Upload files for:

1 'PAN' in JPEG format and file size upto 2mb*

1 'Constitution of Business' in JPEG or PDF format and file size upto 2mb* (Document is not required for 'Proprietorship').


Data Saved Successfully.

Save

Next

© Copyright Information 2025

Postal Address of Business Premises

**Central Board of Indirect Taxes and Customs**
Ministry of Finance - Department of Revenue

HSNS REG-01

Business Details | **Address of Manufacturing Premises (Factory)** | Categorisation of Taxable Activity | Promoter Details | Authorized Signatory | Bank Details | Verification

Nature of Possession of Premises
Property Holding Rights *
Leased


Address of Manufacturing Premises (Factory)
Name of Building *
GST
Flat /Door /Block No. *
GST Bhawan
Road /Street /Lane *
121
City /District *
Chennai
State /Union Territory *
Tamil Nadu
PIN Code *
600028
Phone Number
9442494240
Mobile Number *
9442494240
Email Address
mragu26@gmail.com

Jurisdiction Details
Commissionerate *
CHENNAI-SOUTH
Division *
SHOLINGANALLUR
Range *
RANGE I
[Know your Jurisdiction](#)

Boundaries of Premises to be Registered
East *
Text
West *
Text
South *
Text
North *
Text


Upload Documents
[Browse Documents](#)

Document Name	Size	Action
No Documents Found.		

Upload files for:
 Proof of Address of Premises' in PDF file size upto 2mb* (In case of Rental/Lease then Rental/Lease Agreement to be uploaded in PDF format)


© Copyright Information 2025

Details of Place of Business



Central Board of Indirect Taxes and Customs
Ministry of Finance - Department of Revenue

HSNS REG-01



Business Details

Address of Manufacturing Premises (Factory)

Categorisation of Taxable Activity

Promoter Details

Authorized Signatory

Bank Details

Verification

Nature of Possession of Premises

Property Holding Rights *

Leased

Address of Manufacturing Premises (Factory)

Name of Building *

GST

Flat /Door /Block No. *

GST Bhawan

Road /Street /Lane *

121

City /District *

Chennai

State /Union Territory *

Tamil Nadu

PIN Code *

600028

Phone Number

9442494240

Mobile Number *

9442494240

Email Address

mrnagu26@gmail.com

Jurisdiction Details

Commissionerate *

CHENNAI-SOUTH

Division *

SHOLINGANALLUR

Range *

RANGE I

[Know your Jurisdiction](#)

Boundaries of Premises to be Registered

East *

Test

West *

Test

South *

Test

North *


Test

Upload Documents

Browse Documents

Document Name	Size	Action
No Documents Found.		


Upload files for:

 'Proof of Address of Premises' in PDF file size upto 2mb* (In case of Rental/Lease then Rental/Lease Agreement to be uploaded in PDF format)

© Copyright Information 2025

14

Categorisation of Taxable Activity

**Central Board of Indirect Taxes and Customs**
Ministry of Finance - Department of Revenue

HSNS REG-01

Business Details

Address of Manufacturing Premises (Factory)

Categorisation of Taxable Activity

Promoter Details

Authorized Signatory

Bank Details

Verification

Based on Section 4 and Schedule II of the HSNS Cess Act, 2025

Category of Taxable Person *

Nature of Control over Machine/Process *

CTH *

Description of Specified Goods (As per Schedule I) *

Select a Value

Select a Value

Select CTH

Previous

Save

Next

© Copyright Information 2025

Promoter Details

Central Board of Indirect Taxes and Customs
 Ministry of Finance - Department of Revenue

HSNS REG-01

Business Details

Address of Manufacturing Premises (Factory)

Categorisation of Taxable Activity

Promoter Details

Authorized Signatory

Bank Details

Verification

Sr. No	Name of the Person	Designation	Name of Building	PIN Code	Mobile No	Email	Actions
1	test	Managing Director	test	600028	9442494240	ragun9516@gmail.com	

Add

Promoter Details

Name of the Person *

test

Designation *

Managing Director

Address Details

Name of Building *

test

Flat /Door /Block No. *

test

Road /Street /Lane *

test

City /District *

test

State /Union Territory

Tamil Nadu

PIN Code *

600028

Office Phone Number

9442494240

Mobile Number *

9442494240

Email Address *

ragun9516@gmail.com

PAN *

CHTPR0365D

Upload Documents

Browse Documents

Document Name

Size

Action

No Documents Found.


Upload files for:

Passbook and Account Statement in PDF or JPEG format with file size upto 2mb.

Add To List

© Copyright Information 2025

Authorized Signatory

**Central Board of Indirect Taxes and Customs**
Ministry of Finance - Department of Revenue

HSNS REG-01

Business Details

Address of Manufacturing Premises (Factory)




Categorisation of Taxable Activity

Promoter Details

Authorized Signatory

Bank Details

Verification

Sr. No	Name of the Person	Designation	Name of Building	PIN Code	Phone Number	Email	Actions
1	test	Chief Executive Officer	test	609606	9442494240	ragun9516@gmail.com	  

Name of the Person *

test

Designation *

Chief Executive Officer

PAN *

CHTPR0365W

Add

Address Details

Name of Building *

test

Flat /Door /Block No. *

test

Road /Street /Lane *

test

City /District *

test

State /Union Territory

Tamil Nadu

PIN Code *

609606

Phone Number

9442494240

Mobile Number *

9442494240

Email Address *

ragun9516@gmail.com

Upload Documents

Browse Documents

Document Name	Size	Action
No Documents Found.		

Upload files for:
📎 'Authorization Letter' in PDF format and file size upto 2mb*

Add To List

⚠ After filling all the data, Please click on Add to List Button and save the record before Submit.


Previous

Save

Next

© Copyright Information 2025

Bank Details

**Central Board of Indirect Taxes and Customs**
Ministry of Finance - Department of Revenue

HSNS REG-01

Business Details

Address of Manufacturing Premises (Factory)

Categorisation of Taxable Activity

Promoter Details

Authorized Signatory

Bank Details

Verification

No. of Accounts	Account Number	Bank	Branch	IFSC Code	Actions
No Records Found.					

Add

Account Details

Account Number *

20334582831

Account Type *

Current

IFSC Code *

SBIN0001418

Name of the Bank *

SBI

Name of the Branch *

SB

Upload Documents

Browse Documents

Document Name

Size

Action

No Documents Found.

Upload files for:
Passbook and Account Statement in PDF or JPEG format with file size upto 2mb.

Add To List

After filling all the data, Please click on Add to List Button and save the record before Submit.


Previous

Save

Next

© Copyright Information 2025

Verification

 **Central Board of Indirect Taxes and Customs**
Ministry of Finance - Department of Revenue

HSNS REG-01

Business Details | Address of Manufacturing Premises (Factory) | Categorisation of Taxable Activity | Promoter Details | Authorized Signatory | Bank Details | **Verification**

I, **Pratik** (Name of Authorized Signatory) hereby solemnly affirm and declare that the information given hereinabove is true and correct to the best of my knowledge and belief and nothing has been concealed therefrom. I undertake to comply with the provisions of the **Health Security se National Security Cess Act, 2025** and the rules made thereunder.

Date: 05-01-2026

Place: *
Chennai

Designation *
CEO

• Data Saved Successfully.

Previous Save Submit

© Copyright Information 2025

List of Documents to be Uploaded (maximum 5 no. of documents each 2 mb(pdf/jpeg))

1. Proof of Constitution of business: (Partnership Deed, Certificate of Incorporation, etc.) (pdf)
2. Proof of address of premises: (Property Tax Receipt, Electricity Bill, Rent/Lease Agreement) (pdf)
3. Photo of Promoters/Partners/Directors (jpeg)
4. Proof of bank account: (Cancelled cheque or first page of passbook) (pdf)
5. Authorization letter: For the authorized signatory (pdf)

11. On successful submission of the application, Screen message will be displayed as below:
“Your application for HSNS Cess Registration in Form HSNS REG 01 is submitted successfully.
ABCDE1234FHS001 can be used for making payment of HSNS CESS “

Temporary Registration Number

The screenshot displays the HSNS Cess Registration Form (Form HSNS REG 01) from the Central Board of Indirect Taxes and Customs, Ministry of Finance - Department of Revenue. The form is titled "Business Details" and includes fields for "Address of Manufacturing Premises (Factory)" and "Categorisation of Taxable Activity". A success message overlay is displayed in the center, stating: "Your application for HSNS Cess Registration in Form HSNS REG 01 is submitted successfully. Temporary Registration Number BVM PN1320CHS001 can be used for making payment of HSNS CESS". The form also includes a declaration section with a date of 05-01-2026, a place of Chennai, and a designation of CEO. A "Data Saved Successfully" message is visible at the bottom. The form is submitted via a "Submit" button, which is highlighted in green. The footer of the form indicates "© Copyright Information 2025".

Central Board of Indirect Taxes and Customs
Ministry of Finance - Department of Revenue

Business Details Address of Manufacturing Premises (Factory) Categorisation of Taxable Activity

I, **Pratik** (Name of Authorized Signatory) hereby solemnly affirm and declare that the information furnished above is true and correct to the best of my knowledge and belief and has been concealed therefrom. I undertake to comply with the provisions of the Health Security and National Security Cess Act, 2025 and the rules made thereunder.

Date: 05-01-2026

Place: *
Chennai

Designation: *
CEO

• Data Saved Successfully.

Previous Save Submit

© Copyright Information 2025

12. The applicant can login to the portal with Temporary Registration Number as Username and the temporary password which is communicated through email and mobile.

The screenshot displays the HSNS Cess Login portal. At the top, a blue header bar contains the logo of the Central Board of Indirect Taxes and Customs, Ministry of Finance - Department of Revenue, and a user profile icon. The main content area is light blue and features a white login box. The login box is titled 'HSNS Cess Login' and 'Health Security Se National Security Cess'. It contains three input fields for the username (XXXXX1234XHS001), password (RCxF124x), and a yDWiS security code. Below these fields are the yDWiS logo and a blue button. At the bottom of the login box are 'LOGIN' and 'RESET' buttons. To the right of the login box, there are links for 'Existing User' (Forgot Password, Unlock account) and 'New User' (New Registration, ERN Login). A link 'Know your Jurisdiction' is also present at the bottom right. The footer of the page is blue and contains the text '© Copyright Information 2025'.

Central Board of Indirect Taxes and Customs
Ministry of Finance - Department of Revenue

HSNS Cess Login

XXXXX1234XHS001

RCxF124x

yDWiS

yDWiS

LOGIN RESET

Health Security Se National Security Cess

Existing User

Forgot Password Unlock account

New User

New Registration ERN Login

Know your Jurisdiction

© Copyright Information 2025

On First such login the applicant will have to change the password

Central Board of Indirect Taxes and Customs
Ministry of Finance - Department of Revenue

Health Security Se National Security Cess

Change Your Password

SUBMIT BACK TO LOGIN

Existing User

Forgot Password Unlock account

New User

New Registration ERN Login

Know your Jurisdiction

© Copyright Information 2025

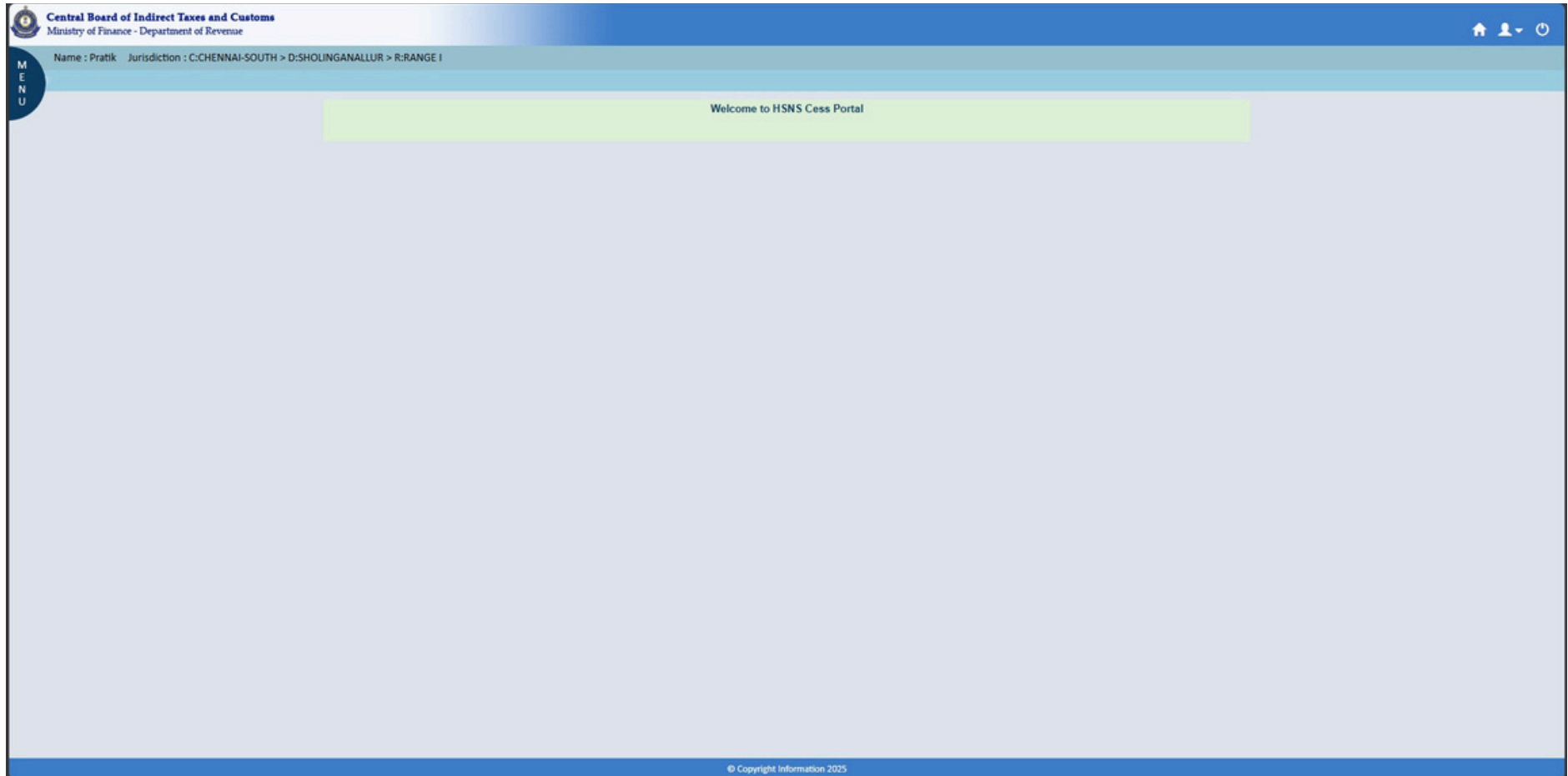
Condition:

“New Password” should consist of minimum 8 to maximum 100 characters (A to Z).

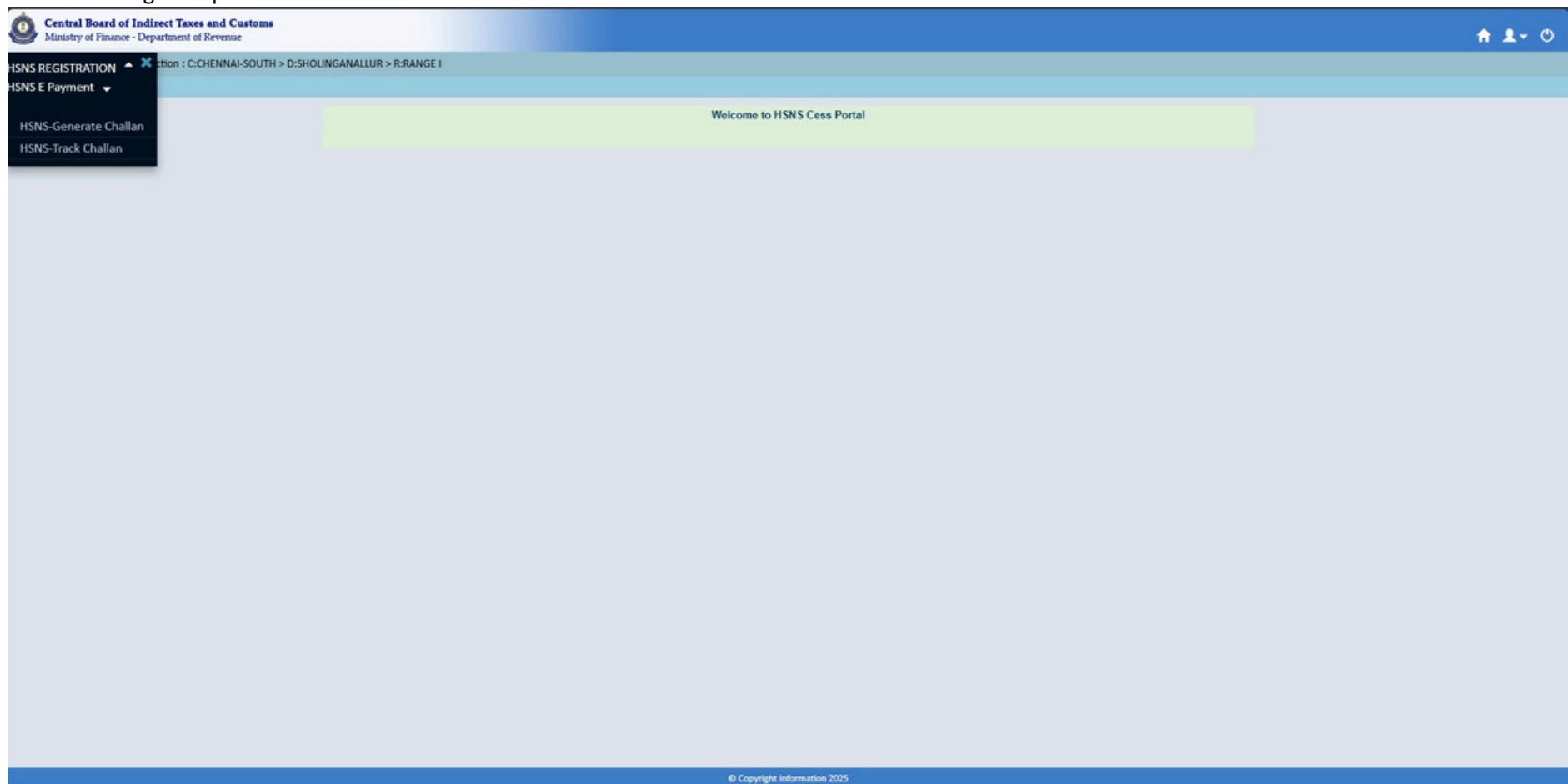
At least one special character(!@#\$%^&* _), one numeral (0-9), one Uppercase letter and one Lowercase letter.

TAXPAYER DASHBOARD

13. After logging in with the username and password, the Taxpayer Dashboard will be as below



14. Thereafter, by clicking the “Menu ” tab, taxpayer is facilitated to pursue any online transactions like e-payment of Cess, e-filing of Declaration, etc. through the portal .



15. REG-01 will be processed by the Proper Officer and Registration will be granted. The Registration Certificate in form HSNS REG-02 will be generated by system. The Registration Number syntax will be same as Temporary Registration Number.

FORM HSNS REG-02	
[See Rule 5(4)]	
REGISTRATION CERTIFICATE	
[Under Section 8(1) of the Health Security and National Security Cess Act, 2025]	
1. Registration Number	: CCCPR0365KHS001
2. Legal Name	: Hemanth
3. Trade Name, if any	: test
4. Constitution of Business	: Limited Liability Partnership
5. Address of Premise (Factory)	: Hemanth Bafna Dishosha,25,25,Karaikal,Tamil Nadu,609606
This is to certify that the person whose details are specified above has been registered under the provisions of the Health Security and National Security Cess Act, 2025, having acknowledged that they:	
(i) Owns / possesses / operates / manages / controls the packing machines installed at the above premises; or	
(ii) Undertake the manual process at the above premises;	
by which the Specified Goods (as defined in Schedule I of the Act) are manufactured or produced.	
6. Nature of Possession of Premises/Machines	: Leased
7. Date of Issue of RC	: 22-01-2026
8. Date from which the liability of payment of cess starts	: 01-01-2026
9. Jurisdiction Details :	
- Commissionerate	: - CHENNAI-NORTH
- Division	: TK10 - NUNGAMBAKKAM
- Range	: TK1001 - RANGE I
Conditions:	
1.This Registration Certificate is valid only for the premises and purposes specified in the application	
2.The Registration Certificate is not transferable.	
3.No corrections in the certificate will be valid unless the request for any correction/change is applied for and the same is acknowledged.	
4.This certificate shall remain valid till the Registrant carries on the activity for which it has been issued or it is cancelled.	
5.The grant of this certificate shall be without prejudice to the rights of any other person (s) over the registered premises or purpose to which such person may be lawfully entitled.	
Note:	
1.This is a system-generated copy of the Registration Certificate. Hence, there is no need for the signature/ stamp of the officer on it.	
2.The Registration is subject to post facto verification of the details by the proper officer.	

If Proper Officer raises any query, Taxable person will receive it offline and reply for the same has to be submitted offline only. If the Proper Officer Rejects the REG-01 on the grounds that the application is found to be deficient or reply to query is not satisfactory, fresh application has to be submitted by the taxable person. Rejection intimation will be sent to the Taxable person through Email.

ANNEXURE B- PAYMENT OF HSNS CESS

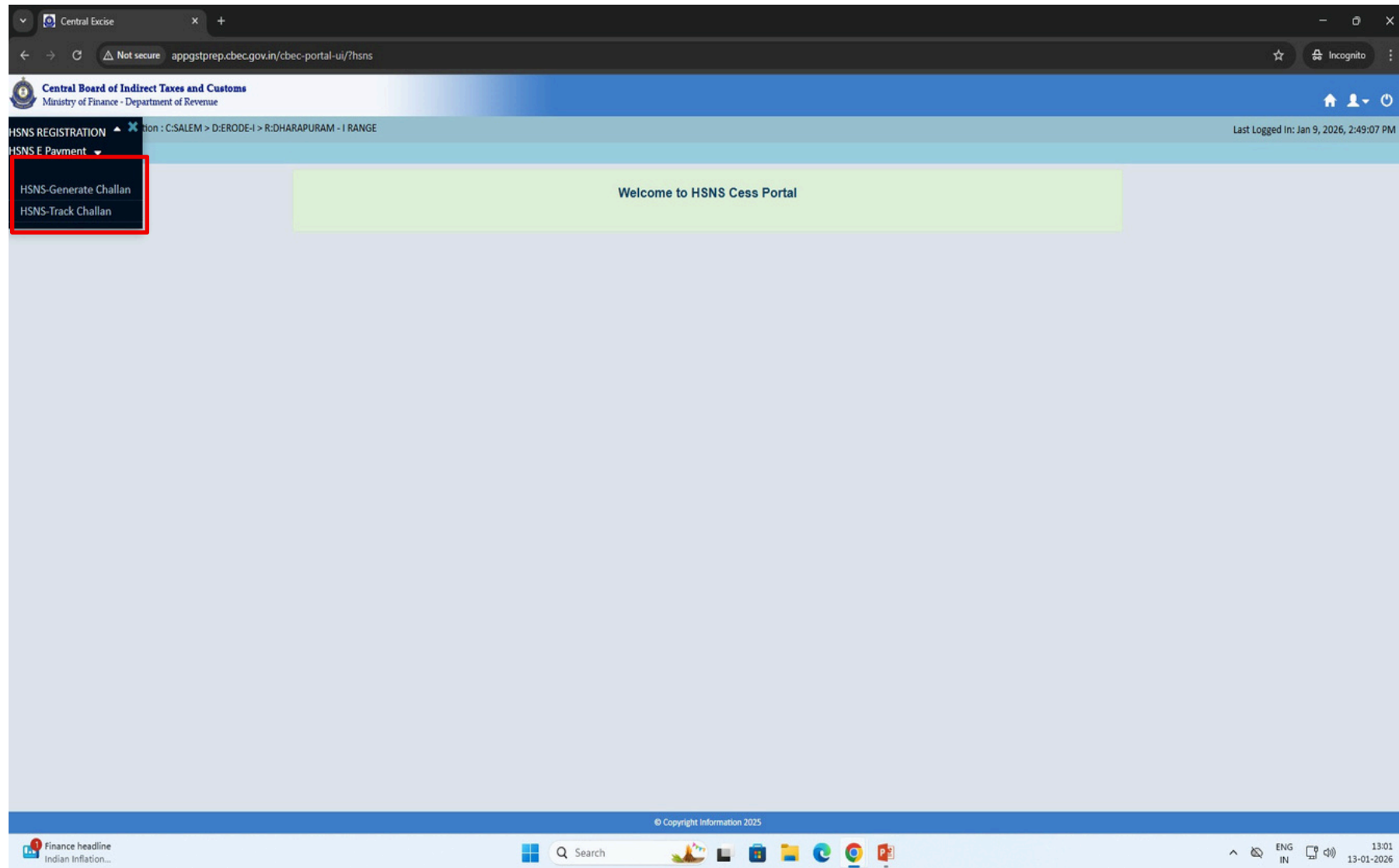
The monthly cess payable under Section 4 shall be paid by the registered person electronically in the Form HSNS PMT-01, by the 7th day of the same month for which liability is calculated.

Step by Step Procedure to Login to the Portal to make Payment towards HSNS Cess Liability is as follows.

Step 1: Taxpayer needs to log in to portal with existing user id and password

The screenshot shows a web browser window with the URL `uatcbicpay.icgate.gov.in`. The page header identifies the **Central Board of Indirect Taxes and Customs**, Ministry of Finance - Department of Revenue. The main content area is titled **HSNS Cess Login** and **Health Security Se National Security Cess**. It features a login form with fields for **User ID ***, **Password ***, and a CAPTCHA verification step showing the characters **kznFg**. Below the form are **LOGIN** and **RESET** buttons. To the right of the form, there are links for **Existing User** (including **Forgot Password** and **Unlock account**) and **New User** (including **New Registration** and **ERN Login**). A link for **Know your Jurisdiction** is located at the bottom right. The footer contains the text **© Copyright Information 2025**.

Step 2: Under menu > E-Payment , two options are available viz. “HSNS- Generate Challan” and “HSNS- Track Challan”.



Step 3: On clicking “HSNS- Generate Challan”, system displays new screen where taxpayer details such as HSNS Registration Number, email address, mobile number, Taxpayer Name etc. will be displayed.

The screenshot shows the Central Board of Indirect Taxes and Customs (CBIC) portal. The header includes the logo and name of the organization, along with the user's name (HMS) and jurisdiction (C:SALEM > D:ERODE-I > R:DHARAPURAM - I RANGE). The main content area is titled "Taxpayer Details" and contains three sections: Taxpayer Details, Jurisdiction Details, and Duty Details.

Taxpayer Details

HSNS Registration Number	Email Address	Mobile Number	Taxpayer Name	Address
XXXXX1234XH5001	HEMAMAHESS.D089101@GOV.IN	9856741256	HMS	1235koluj_ 12= 1235Chennai Tamil Nadu 600034

Jurisdiction Details

Commissionerate	Division	Range	Range Jurisdiction Code
SALEM	ERODE-I	DHARAPURAM - I RANGE	XP0304

Duty Details

Duty Heads	Accounting Code	Amount in (Rs.)
Account Code Not Selected		

[Select Accounting Code for HSNS](#)

*The amount entered must be in whole rupees and not contain decimal values.
 **The amount column is left blank OR "0" is entered. In that case, please uncheck the Selection of the Minor Head.

CLOSE NEXT

Step 4: Taxpayer needs to select the appropriate accounting code mentioned against CESS on Pan Masala, Interest (if any) & Penalty (if any). Major Accounting Head code allotted for payment of HSNS Cess is 0045. There will be a separate Minor Accounting Head code for HSNS Cess, Interest and

1.png

Central Board of Indirect Taxes and Customs
Ministry of Finance - Department of Revenue

Name : SaumyNarayana Krishnamoorthy Jurisdiction : C/CH

HSNS Registration Number
TTPTR03650HS001

Jurisdiction Details
Commissionerate
CHENNAI-NORTH

Duty Details

Accounting Code for HSNS	Tax Code	Select	Interest	Select	Penalty	Select
Cess on Pan Masala	0045	<input type="checkbox"/>	0002	<input type="checkbox"/>	0003	<input type="checkbox"/>

Address
25 25 25Karaikal Tamil Nadu 609606

Range Jurisdiction Code
TK1001

[Select Accounting Code for HSNS](#)


Account Code Not Selected




Amount in (Rs.)

*The amount entered must be in whole rupees and not contain decimal values.
**The amount column is left blank OR "0" is entered. In that case, please uncheck the Selection of the Minor Head.

CLOSE NEXT

Step 5: Now taxpayer needs to enter the amount (only whole number and not in decimals) corresponding to each accounting code and the total amount is auto calculated by the system, then click on next button.


Central Board of Indirect Taxes and Customs
 Ministry of Finance - Department of Revenue

Name : SaumyNarayana Krishnamoorthy Jurisdiction : C:CHENNAI-NORTH > D:NUNGAMBAKKAM > R:RANGE I

Last Logged In: Jan 28, 2026, 12:40:36 PM

M

E

N

U

Taxpayer Details

HSNS Registration Number	Email Address	Mobile Number	Taxpayer Name	Address
TTPTR0365OHS001	rnragu26@gmail.com	9442494240	SaumyNarayana Krishnamoorthy	25 25 25Karaikal Tamil Nadu 609606

Jurisdiction Details

Commissionerate	Division	Range	Range Jurisdiction Code
CHENNAI-NORTH	NUNGAMBAKKAM	RANGE I	TK1001

Duty Details

Duty Heads	Accounting Code	Amount in (Rs.)
Cess on Pan Masala	0045	12,000
Total Amount Rs.		12,000
Total Challan Amount (In words)		Rupees Twelve Thousand Only

*The amount entered must be in whole rupees and not contain decimal values.

**The amount column is left blank OR "0" is entered. In that case, please uncheck the Selection of the Minor Head.

Step 6: Taxpayer will have the option to “Edit” or “Generate Challan”.

Step 7: If “Edit” is selected, it will be navigated to the previous screen and corrections can be made. After making necessary correction, the taxpayer can click “Generate Challan”.

Central Board of Indirect Taxes and Customs
Ministry of Finance - Department of Revenue

Home User Profile Logout

Name : SaumyNarayana Krishnamoorthy Jurisdiction : C:CHENNAI-NORTH > D:NUNGAMBAKKAM > R:RANGE I Last Logged In: Jan 28, 2026, 12:41:12 PM

MENU

Taxpayer Details

HSNS Registration Number	Email Address	Mobile Number	Taxpayer Name	Address
TTPTRO365OHS001	rnragu26@gmail.com	9442494240	SaumyNarayana Krishnamoorthy	25 25 25Karaikal Tamil Nadu 609606

Jurisdiction Details

Commissionerate	Division	Range	Range Jurisdiction Code
CHENNAI-NORTH	NUNGAMBAKKAM	RANGE I	TK1001

Duty Details

Duty Heads	Accounting Code	Amount in (Rs.)
Cess on Pan Masala	0045	12,000
Total Amount Rs.		12,000
Total Challan Amount (In words)		Rupees Twelve Thousand Only

*The amount entered must be in whole rupees and not contain decimal values.

**The amount column is left blank OR "0" is entered. In that case, please uncheck the Selection of the Minor Head.

EDIT GENERATE CHALLAN

Step 8: On clicking “Generate Challan”, CTIN (Challan Temporary Identification Number) will be generated within 30 seconds.

Central Excise

Central Excise

Not secure appgstprep.cbec.gov.in/cbec-portal-ui/thsns

Incognito

Central Board of Indirect Taxes and Customs
Ministry of Finance - Department of Revenue

NAME
MENU

Challan Status

Please wait Challan Generation will complete in :
28

CLOSE

Name : HMS Jurisdiction : C:SALEM > D:ERODE-I > R:DHARAPURAM - I RANGE

Last Logged In: Jan 13, 2026, 1:01:00 PM

HSNS Registration Number	Email Address	Business Number	Category of Person	Address
XXXXX1234XH5001	HEMAMAHES.D089101@GOV.IN	9856741236	HMS	1235koluj_12= 1235Chennai Tamil Nadu 600034

Jurisdiction Details

Commissionerate	Division	Range	Range Jurisdiction Code
SALEM	ERODE-I	DHARAPURAM - I RANGE	XP0304

Duty Details

Duty Heads	Accounting Code	Amount in (Rs.)
Cess on Pan Masala	1513	5,000
Interest	1514	500
Penalty	1515	200
Total Amount Rs.		5,700
Total Challan Amount (In words)		Rupees Five Thousand Seven Hundred Only

*The amount entered must be in whole rupees and not contain decimal values.

**The amount column is left blank OR "0" is entered. In that case, please uncheck the Selection of the Minor Head.

© Copyright Information 2025

15°C Sunny

Search

ENG IN

13:11 13-01-2026

Step 9: Screen will show confirmation message – “Challan generated successfully with CTIN -----”. Generated Challan will be valid only for 15 days.

The screenshot displays the Central Excise portal interface. A modal window titled "Challan Status" is open, showing the message: "Challan Generated Successfully with CTIN: 2601002308". The background page shows the user's profile (Name: HMS, Jurisdiction: C:SALEM > D:ERODE-I > R:DHARAPURAM - I RANGE) and a table of registration details. Below this, there are sections for "Jurisdiction Details" and "Duty Details".

HSNS Registration Number	Email Address	HSNS Number	HSNS Name	HSNS Address	CTIN	CTIN Expiry Date
XXXXXXXXXX1234XHS001	HEMAMAHESS.D089101@GOV.IN	9856741236	HMS	1235koij_12= 1235Chennai Tamil Nadu 600034	2601002308	28/01/2026

Jurisdiction Details

Commissionerate	Division	Range	Range Jurisdiction Code
SALEM	ERODE-I	DHARAPURAM - I RANGE	XP0304

Duty Details

Duty Heads	Accounting Code	Amount in (Rs.)
Cess on Pan Masala	1513	5,000
Interest	1514	500
Penalty	1515	200
Total Amount Rs.		5,700
Total Challan Amount (In words)		Rupees Five Thousand Seven Hundred Only

*The amount entered must be in whole rupees and not contain decimal values.
 **The amount column is left blank OR "0" is entered. In that case, please uncheck the Selection of the Minor Head.

MAKE PAYMENT

Step 10: Once challan with CTIN creation is confirmed, “click make payment”. It will navigate to ICEGATE portal from where the taxpayer can make payment or the taxpayer can also log in to www.icegate.gov.in

Central Board of Indirect Taxes and Customs
Ministry of Finance - Department of Revenue

Home User Profile Logout

Name : SaumyNarayana Krishnamoorthy Jurisdiction : C:CHENNAI-NORTH > D:NUNGAMBAKKAM > R:RANGE I
Last Logged In: Jan 28, 2026, 12:41:12 PM

M
E
N
U

Taxpayer Details

HSNS Registration Number	Email Address	Mobile Number	Taxpayer Name	Address	CTIN	CTIN Expiry Date
TTPTR036SOHS001	rnragu26@gmail.com	9442494240	SaumyNarayana Krishnamoorthy	25 25 25Karaikal Tamil Nadu 609606	2601000117	12/02/2026

Jurisdiction Details

Commissionerate	Division	Range	Range Jurisdiction Code
CHENNAI-NORTH	NUNGAMBAKKAM	RANGE I	TK1001

Duty Details

Duty Heads	Accounting Code	Amount in (Rs.)
Cess on Pan Masala	0045	12,000
Total Amount Rs.		12,000
Total Challan Amount (In words)		Rupees Twelve Thousand Only

*The amount entered must be in whole rupees and not contain decimal values.

**The amount column is left blank OR "0" is entered. In that case, please uncheck the Selection of the Minor Head.

MAKE PAYMENT

Step11: ICEGATE PORTAL (EXTERNAL)

The screenshot displays the ICEGATE 2.0 website, the Indian Customs National Trade Portal. The browser address bar shows [icegate.gov.in](https://www.icegate.gov.in). The page header includes the text "Indian Customs National Trade Portal 2.0", the date and time "14 January 2026 | 12:03 PM", a "Help" link, and a 24x7 Helpdesk number "1800-3010-1000". The header also features the Ministry of Finance logo, the ICEGATE 2.0 logo, and a language selector set to "हिन्दी".

The main navigation bar contains links for "About Us", "Services", "Advisories", "Video Tutorials", "Customer Support", "Quick Links", and a "Login / Sign Up" button. Below this, a horizontal menu highlights "Registration", "Electronic Filing", "E-Payment", "Enquiry", and "Others".

The central banner promotes "Voluntary Payment" with the tagline "Empowering Choices - A Smarter, Faster Way!". It states that voluntary payment now includes enhanced features that deliver:

- Clear Segregation of Payments:** Payments are now categorized in **Separate Duty Heads** - making it easier to track, manage, and audit.
- Detailed Receipts & Challans in Enquiry:** Users can now view comprehensive payment **receipts and challans** directly in the enquiry.
- Greater Transparency:** Every transaction is clearly **Labeled and Traceable**, building trust and accountability.
- Expanded Purpose Categories:** The number of payment purpose categories has increased from **28 to 46** to classify their payments.
- Simplified Reconciliation:** Streamlined reporting tool to ensure **Faster, Error-free** reconciliation for your finance teams.
- Support for More Document Types:** Support expanded from **3 to 10** document types - enabling wider use and improved documentation.

At the bottom, the contact information is provided: Toll-free Number 1800-3010-1000; Email icegatehelpdesk@icegate.gov.in or Self-Help facility on ICEGATE. A URL bar at the very bottom shows <https://www.icegate.gov.in/#>.

A virtual assistant chat window for "Vaani" is visible on the right side, with the message: "Hi I'm Vaani, your Virtual Assistant. You can select from the options below or you can type your question in the space provided".

Step 12: Under ICEGATE PORTAL > HOME PAGE, select SERVICES > e-PAYMENT > CENTRAL EXCISE

icegate.gov.in/icegate-services/e-payment

Indian Customs National Trade Portal 2.0 | 14 January 2026 | 12:03 PM | Help | 24x7 Helpdesk-1800-3010-1000 | हिन्दी

विश्व मंत्रालय
MINISTRY OF
FINANCE

ICEGATE 2.0
INDIAN CUSTOMS NATIONAL TRADE PORTAL

Home > Services

E Payment

No	Name	Date	Version	View Detail
1	Baggage	18-Nov-2024	1.0	Click Here
2	Central Excise Duty	18-Oct-2024	1.0	Click Here
3	Customs Duty	22-Dec-2025	1.0	Click Here
4	SEZ Related	16-Nov-2024	1.0	Click Here

Vaani
Hi I'm Vaani, your Virtual Assistant. You can select from the options below or you can type your question in the space provided

Site Map
Terms & Conditions
Privacy Policy

Public Feedback
Contact Us

Follow us at

Step 13: Select HOME >Under Central Excise/Service Tax/HSNS Cess > Select Document type HS.

The screenshot shows the Indian Customs National Trade Portal (icegate.gov.in) interface. The browser address bar displays the URL `icegate-ui-uatph3.apps.test.icegate.gov.in/#/epayment/epay-home`. The page header includes the portal name, date (23 January 2026), time (06:04 PM), and a 24x7 Helpdesk number (1800-3010-1000). The main navigation bar features 'Public Enquiries' and 'ECL Custom Duty' sections. Under 'ECL Custom Duty', there are three tabs: 'Central Excise/ Service Tax/ HSNS CESS' (selected), 'SEZ Custom Duty', and 'Unaccompanied Baggage Customs Duty'. The 'Central Excise/ Service Tax/ HSNS CESS' tab contains a 'Doc Type' dropdown menu with options 'HS', 'CE', and 'ST'. The 'HS' option is selected. To the right of the 'Doc Type' dropdown is a 'Location' dropdown menu with the text 'Please Select Location'. Below these dropdowns is a 'Captcha' field displaying the text 'YRL27D'. A 'Proceed' button is located at the bottom right of the form area. The bottom of the screen shows a Windows taskbar with various application icons and a system clock indicating 6:04 PM on 1/23/2026.

Step 14: Under Identification number, enter 15-digit(Alphanumeric) HSNS Cess Registration Number.

The screenshot displays the Indian Customs National Trade Portal 2.0 interface. The browser address bar shows the URL `icegate-ui-uatph3.apps.testiceg.gov.in/#/epayment/epay-home`. The portal header includes the date and time **23 January 2026 | 05:59 PM**, a **Help** link, and a 24x7 Helpdesk number **1800-3010-1000**. The main navigation bar features **Public Enquiries** and a menu icon. The **ECL Custom Duty** section is active, with tabs for **Home** and **Enquiry Module**. Below the tabs, three categories are listed: **Central Excise/ Service Tax/ HSNS CESS**, **SEZ Custom Duty**, and **Unaccompanied Baggage Customs Duty**. The **Central Excise/ Service Tax/ HSNS CESS** category is selected, and the **/HSNS** sub-category is chosen. The form contains the following fields:

- Doc Type ***: A dropdown menu with **HS** selected.
- Location ***: A dropdown menu with **ANANTAPUR - 1 RANGE (YL0201)** selected.
- Identification Number ***: A text input field containing **LOHIT4588AHS001**.
- Captcha ***: A text input field containing **1LKWY8**.

 A **Proceed** button is located to the right of the form. A captcha image showing **1LKWY8** is also present. The bottom of the screen shows a Windows taskbar with various application icons and a system clock indicating **5:59 PM 1/23/2026**.

Step15: Under Location code, enter 6-digit Range Jurisdiction code as mentioned in the Challan generated originally

The screenshot displays the 'Indian Customs National Trade Portal 2.0' interface. The header shows the date '23 January 2026' and time '05:59 PM'. The main navigation bar includes 'Public Enquiries' and 'ECL Custom Duty'. The 'Enquiry Module' is active, showing three tabs: 'Central Excise/ Service Tax/ HSNS CESS', 'SEZ Custom Duty', and 'Unaccompanied Baggage Customs Duty'. The 'Central Excise/ Service Tax/ HSNS CESS' tab is selected. The form contains the following fields:

- Doc Type ***: A dropdown menu with 'HS' selected.
- Identification Number ***: A text input field containing 'LOHIT4588AHS001'.
- Captcha ***: A text input field containing '1LKWY8'.
- Location ***: A dropdown menu with 'ANANTAPUR - 1 RANGE (YL0201)' selected. This field is highlighted with a red box.

A 'Proceed' button is located at the bottom right of the form. The system clock at the bottom right indicates '5:59 PM 1/23/2026'.

Step16: On Clicking “Proceed” button, list of Challans ready for payment will be displayed. Taxpayers can select one or multiple challans to make payment by clicking “Proceed for Payment” button

The screenshot displays the Indian Customs National Trade Portal 2.0 interface. The header includes the portal name, date (23 January 2026), time (05:59 PM), and contact information (Help, 24x7 Helpdesk-1800-3010-1000). The main navigation bar shows 'Public Enquiries' and 'ECL Custom Duty'. The 'Enquiry Module' is active, showing three tabs: 'Central Excise/ Service Tax/ HSNS CESS', 'SEZ Custom Duty', and 'Unaccompanied Baggage Customs Duty'. The 'Central Excise/ Service Tax/ HSNS CESS' tab is selected. The form contains the following fields:

- Doc Type ***: A dropdown menu with 'HS' selected.
- Location ***: A dropdown menu with 'ANANTAPUR - 1 RANGE (YL0201)' selected.
- Identification Number ***: A text input field containing 'LOHIT4588AHS001'.
- Captcha ***: A text input field containing '1LKWY8'.

Below the captcha field, there is a black box displaying '1LKWY8' and a refresh icon. To the right of the form is an orange 'Proceed' button. The bottom of the screen shows a Windows taskbar with various application icons and a system clock indicating 5:59 PM on 1/23/2026.

Select Challan from the list of Unpaid challans

Indian Customs National Trade Portal 2.0 | 23 January 2026 | 06:00 PM | Help | 24x7 Helpdesk-1800-3010-1000

Public Enquiries

List of Unpaid Challans

Identification Number : LOHIT4588AHS001 | Location Code : ANANTAPUR - 1 RANGE(YL0201) | Document Type : HS

Sr.No	Select <input type="checkbox"/>	Challan Number	demo.challanType	Challan Date	Document Number	Document Date	Total Amount
1	<input type="checkbox"/>	2601002319	Fresh	Jan 19, 2026, 4:45:50 AM	8089201649	19-01-2026	27992
2	<input type="checkbox"/>	2601002317	Fresh	Jan 19, 2026, 4:44:49 AM	7809825709	19-01-2026	536556
3	<input type="checkbox"/>	2601002316	Fresh	Jan 19, 2026, 4:44:15 AM	3190113541	19-01-2026	41247
4	<input type="checkbox"/>	2601002315	Fresh	Jan 19, 2026, 4:43:25 AM	2240574397	19-01-2026	6545454
5	<input type="checkbox"/>	2601002273	Fresh	Jan 9, 2026, 4:37:26 AM	1121142741	09-01-2026	36254154

You can select maximum 10 challans at a time

Select Challan

6:00 PM 1/23/2026

Proceed for Payment

CBIC- Webmailicegate-ui-uatph3.apps.test.icegate.gov.in/#/epayment/confirmed-challansLogin

icegate-ui-uatph3.apps.test.icegate.gov.in/#/epayment/confirmed-challans

Indian Customs National Trade Portal 2.0 | 23 January 2026 | 06:00 PMHelp | 24x7 Helpdesk-1800-3010-1000हिंदी



वित्त मंत्रालय
MINISTRY OF
FINANCE



ICEGATE 2.0
INDIAN CUSTOMS NATIONAL TRADE PORTAL

Public Enquiries

ECL Custom Duty

List of Selected Unpaid Challans

Identification Number : LOHIT4588AHS001Location Code : ANANTAPUR - 1 RANGE(YL0201)Document Type : HS

Sr.No	Challan Number	Challan Date	Document Number	Document Date	Total Amount
1	2601002319	Jan 19, 2026, 4:45:50 AM	8089201649	19-01-2026	27992

Back

Proceed for Payment

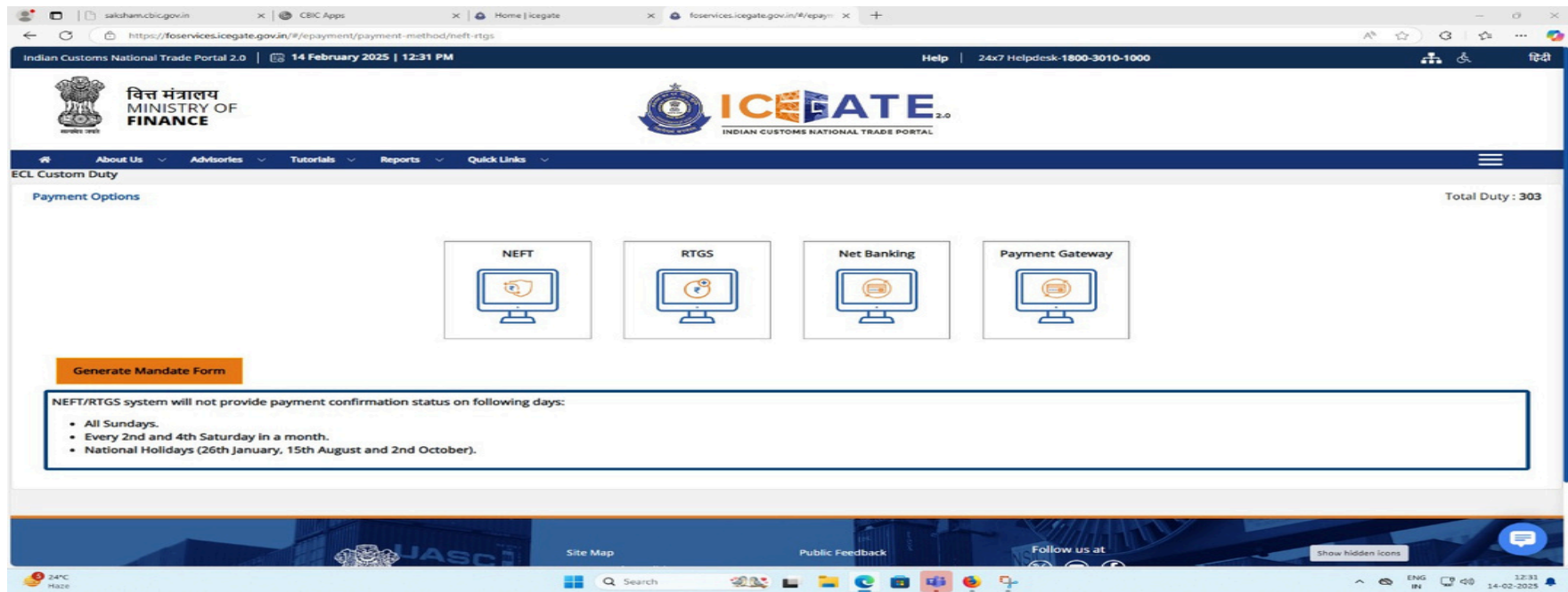
8



6:00 PM
1/23/2026


MODE OF PAYMENTS

Step 17 : After selecting challans, click MAKE PAYMENT/PROCEED. Then 4 options viz. NEFT, RTGS, Net Banking and Payment Gateway will be available for making payment.



After Generation of Mandate Form, the following screen will appear for making payments under NEFT/RTGS,

Indian Customs National Trade Portal 2.0 | 23 January 2026 | 06:01 PM

icegate- 3.0
INDIAN CUSTOMS NATIONAL TRADE PORTAL

Payment Options

Total Duty : 27992

NEFT

RTGS

Net Banking

Payment Gateway


NEFT/RTGS system will not provide payment confirmation status on following days:


- All Sundays.
- Every 2nd and 4th Saturday in a month.
- National Holidays (26th January, 15th August and 2nd October).

Mandate Form Details

Account Number	002500HSYL02010601485927385080	Account Name	RBI
Virtual IFSC Code	RBIS0CBICER	Challan Expiry Date	2026-02-03 04:45:50.0
Total Duty Amount	27992.00		

Print/Save Home

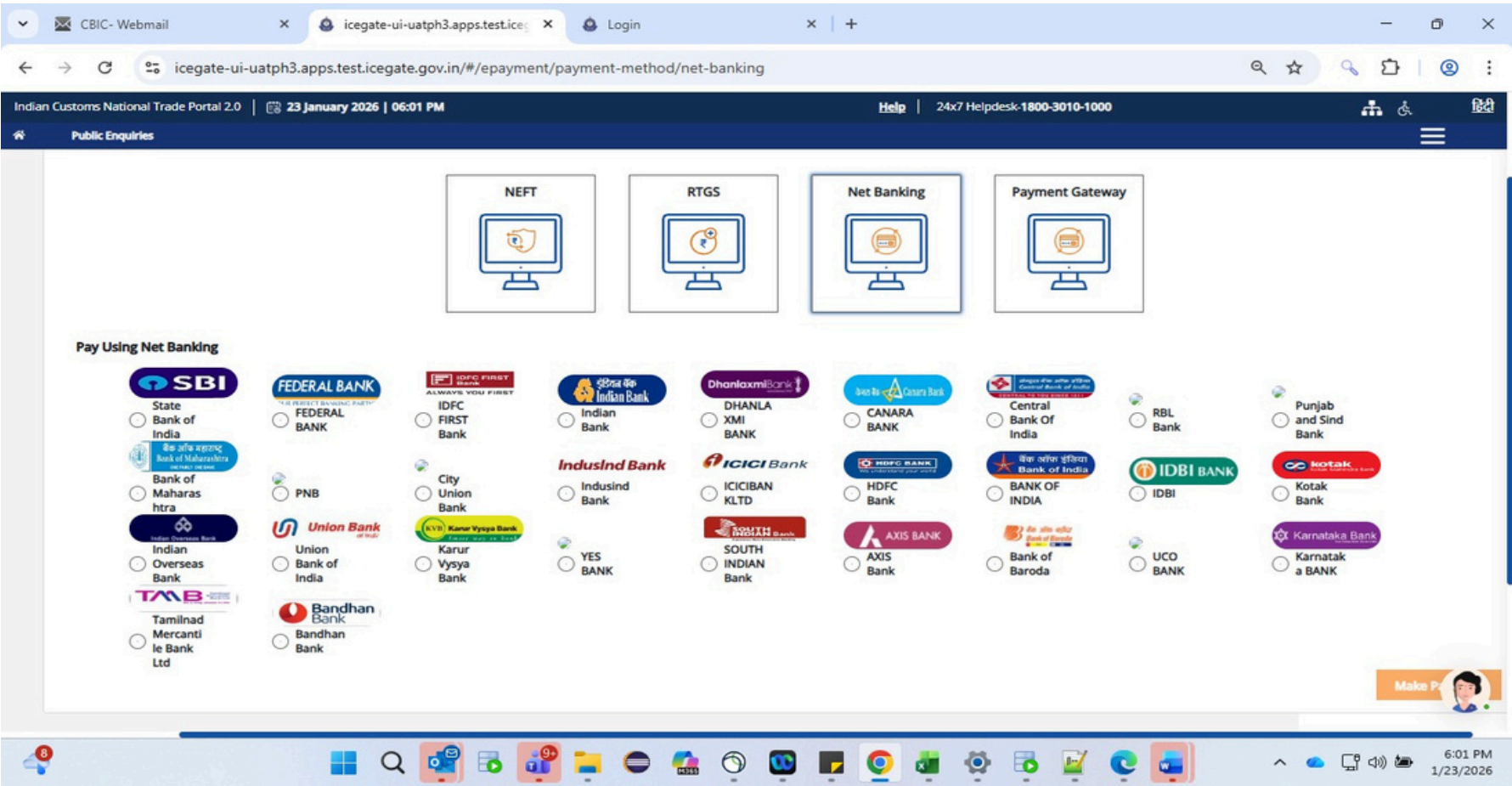
 Indian Bank

 Union Bank


ICEGATE has rolled out a new seamless payment feature that allow its users to navigate the NEFT/RTGS payments directly from within its portal. Currently, only Indian Bank has been onboarded with this facility. ICEGATE users who maintain accounts with other banks are requested to contact their respective banks to approach ICEGATE for onboarding.

Make Payment

On clicking Net banking, the following screen will appear



On clicking Payment Gateway, the following screen will appear



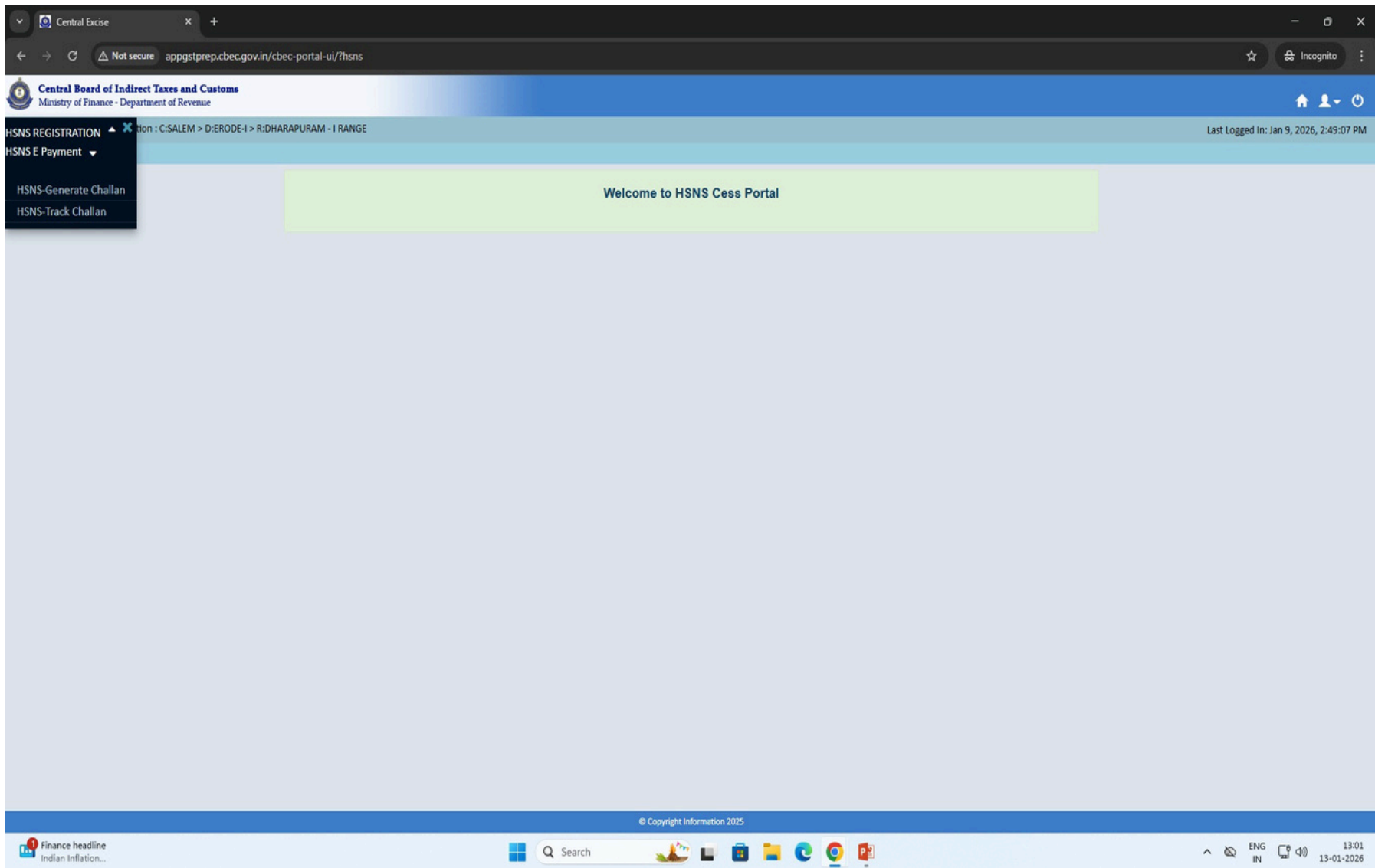
Step 18: Taxpayer can initiate the NEFT/RTGS transactions either online or take a printout of the mandate form and present it and make payment at any authorized bank branch.

Step 19: If payment is initiated online, confirmation of payment message will be displayed in ICEGATE Portal.

Step 20: If the payment is made successfully by the taxpayer, the taxpayer can check the status in the ICEGATE PORTAL > HOME PAGE, select SERVICES > e-PAYMENT > CENTRAL EXCISE. Select ENQUIRY> Central Excise/Service Tax/HSNS Cess, then follow Step13,14 &15.

TRACKING OF CHALLAN

Step 21: The taxpayer can also check the status of challan Under Menu>HSNS TRACK CHALLAN



Step 22: On clicking “HSNS TRACK CHALLAN”, status of challan will be displayed as “PAID/NOT PAID”

Central Excise

Not secure appgstprep.cbec.gov.in/cbec-portal-ui/?hsns

Central Board of Indirect Taxes and Customs
Ministry of Finance - Department of Revenue

Home User Profile Logout

Menu

Name : HSNS CESS Jurisdiction : C:CHENNAI-NORTH > D:ANNA NAGAR > R-RANGE I

Track Challan Status

Refresh

MAKE PAYMENT

Sl No.	HSNS Registration Number	Location Code	CTIN	CTIN Expiry Date	Email Address	Mobile Number	Assesse Name	Amount Paid	Date of Payment	Address	IG Reference Number	Scheme	Status
			<input type="text" value="Search"/>	<input type="text" value="dd/mm/yyyy"/>					<input type="text" value="dd/mm/yyyy"/>		<input type="text" value="Search"/>		<input type="text" value="Search"/>
1	ABCDE1234FHS005	TK0801	2601002477	06/02/2026	HEMAMAHESS.D089101@GOV.IN	9884250720	HSNS CESS	5,600.00		GST BHAWAN 12 10CHENNAI Tamil Nadu 600034			NOT PAID

« Previous 1 Next »

© Copyright Information 2025

23°C Sunny

Search

ENG IN

13:46 22-01-2026

Step 23: On clicking the hyperlink under CTIN, Details of Taxpayers summary view will be displayed.

M
E
N
U

Name : SaumyNarayana Krishnamoorthy Jurisdiction : C:CHENNAI-NORTH > D:NUNGAMBAKKAM > R:RANGE I

Last Logged In: Jan 28, 2026, 1:27:32 PM

Details of Taxpayer Summary View

HSNS Registration Number	Email Address	Mobile Number	Taxpayer Name	Address	CTIN	CTIN Date	CTIN Expiry Date
TTPTR0365OHS001	mrragu26@gmail.com	9442494240	SaumyNarayana Krishnamoorthy	25 25 25Karaikal Tamil Nadu 609606	2601000119	28/01/2026	12/02/2026

CDR Details

Commissionerate	Commissionerate Code	Division	Division Code	Range	Range Code
CHENNAI-NORTH	TK	NUNGAMBAKKAM	10	RANGE I	01

Duty Details

Payment Details

Duty Heads	Accounting Code	Amount (In Rs.)
Cess on Pan Masala	0045	12,000.00
Total Amount Rs.		12,000.00
Total Challan Amount (In words)		Rupees Twelve Thousand Only

Next

Step-24- On clicking download payment receipt, e-receipt for HSNS CESS payment will appear similar to Central Excise e-receipt.

Central Board of Indirect Taxes and Customs (CBIC)					
e-Receipt for Central Excise & Service Tax Payments					
CTIN Number :	2601002354	CTIN Date:	19/1/26 5:48 PM	CTIN Expiry Date:	3/2/26 12:00 AM
Payment Particulars					
Transaction Acknowledgement Number :	IG2011920260548066617528462542				
IG Reference Number :	002000HSTK10010303383057657873				
CIN :	C2001261505296599		CIN Date :	20-01-2026	
Name of the Bank :	FEDERAL BANK LTD.		BSR Code :		
Details Of the Assessee					
Registration Number :	CHTPE0365IHS001		Assessee Name :	Kiran	
Address :	tets test tsetdtset Andaman and Nicobar Islands 609606				
Mobile Number :	9442494240		Email Id :	rnragu26@gmail.com	
Commissionerate :	CHENNAI-NORTH	Commissionerate Code :	TK		
Division :	NUNGAMBAKKAM	Division Code :	10		
Range:	RANGE I	Range Code :	01	Location Code :	TK1001
Details of Deposits					
Central Excise/ Service Tax	Description of Duty	Accounting Code		Amount Tendered	
HS	Cess on Pan Masala			Rs. 3,256.00/-	
HS	Cess on Pan Masala			Rs. 652.00/-	
HS	Cess on Pan Masala			Rs. 536.00/-	
Total Amount (in Rs.)	Rs. 4,444.00/-				
Total Amount (in Words.)	Rupees Four Thousand Four Hundred and Forty Four Only				
Payment Mode :	Online	Payment Channel :	NB		
NOTES :					
1. Status of the Transaction can be tracked under "Track Challan" under Menu-->Epayment					
2. Payment status will be set as "PAID" for this Transaction					
3. This is a system generated Receipt					

ANNEXURE C - HELP DESK

Help desk currently used for ACES GST portal will cater to the needs of Taxpayers and Tax officers.

Mail Id: cbicmitra.helpdesk@icegate.gov.in

Toll Free Number: 18004250232