

Government of India
Ministry of Commerce and Industry
Department of Commerce
Directorate General of Foreign Trade

Dated: 13 June 2025

Trade Notice – 05/2025-26

To,

1. All Exporters/Members of Trade & Industry
2. All Export Promotion Councils & Commodity Boards
3. All Stakeholders & Trade and Industry Associations

Subject: Rollout of 'Source from India' on Trade Connect ePlatform for all Status Holders– reg.

Reference is drawn to Trade Connect ePlatform (www.trade.gov.in) launched by the Hon'ble Minister of Commerce and Industry to serve as comprehensive hub of information and services on international trade with all related stakeholders including Indian Missions Abroad, Export Promotion Councils, EXIM Bank, Dept of Commerce, DGFT et al.

2. **'Source from India'**, a flagship feature on the Trade Connect ePlatform was introduced to be a **one stop reference point for international buyers to discover accomplished Indian Exporters to source from.**
3. The feature allows exporters to create their own micropages where they can provide their product details as well as the credentials of their entity. **Micropages of the exporters are publicly made visible on 'Source from India' page of Trade Connect ePlatform (<https://www.trade.gov.in/pages/source-from-india>) once approved.** To start with, Three-, Four- and Five-star

Manufacturer exporters had been previously invited to create their 'Source from India' micropages on a pilot basis.

4. It is now informed that the **Source from India micropage hosting service on Trade Connect ePlatform will be available to all Status Holder exporters (with valid IECs not in DEL)**. Further broad basing of availability of the service to other IEC holders will be done going forward and changes will be notified once implemented.
5. Indian Missions Abroad have also been duly sensitised to use Source from India as a reference point for addressing sourcing needs of foreign buyers approaching the missions for requests to help find Indian suppliers for various products.
6. **Export Promotion Councils and Industry associations are requested to inform their members about the same and encourage participation of all eligible members.** A guide on steps for registration is annexed for reference.

This is issued with the approval of the competent authority.



Arjun Upadhyaya S

Deputy Director General of Foreign Trade

(Issued from File no. 01/02/01/AM23/EG&TF-Part(2))

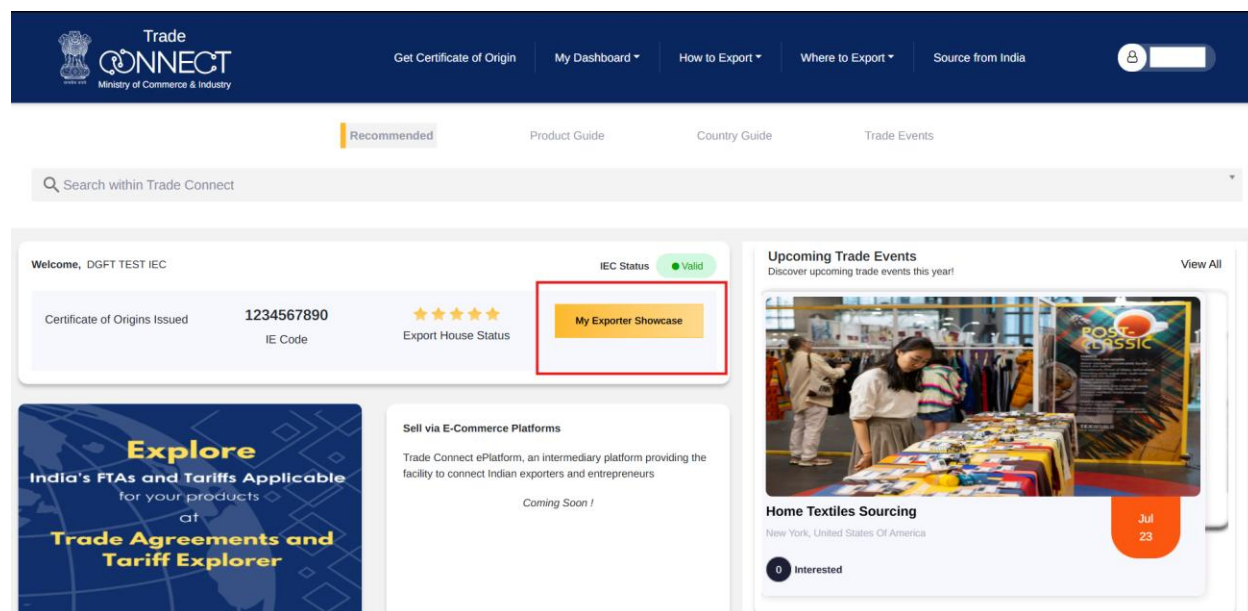
Steps for registration for Source from India on Trade Connect ePlatform

Pre- requisites for registration

1. A valid user account on Trade Connect ePlatform (www.trade.gov.in)
 - a. May note that users who are already registered on DGFT platform can use the same credentials to login on Trade Connect and vice versa. There is no need to re-register
2. The user account should be linked to a valid eligible IEC.
 - a. See the following pages for steps to link IEC to your user account

Steps to create “Source from India” micropage for Status holder exporters

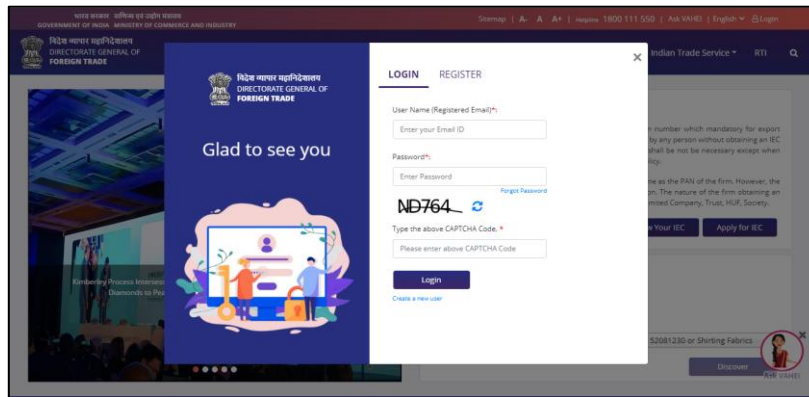
1. Log in to Trade Connect using the email address linked to your IEC
2. Once logged in, click on “My Exporter Showcase” option on your Dashboard as shown below (This option will be visible only to users whose profile is linked to an eligible IEC)



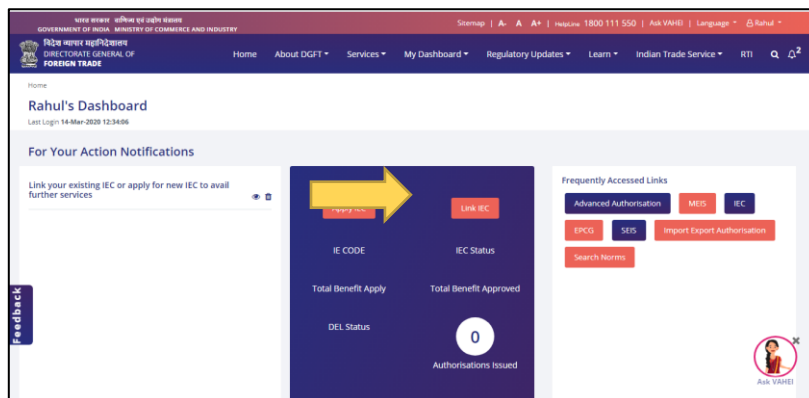
3. Fill in your export achievements and submit your profile for approval

Profile will be publicly visible on Source from India on Trade Connect <https://www.trade.gov.in/pages/source-from-india> once approved.

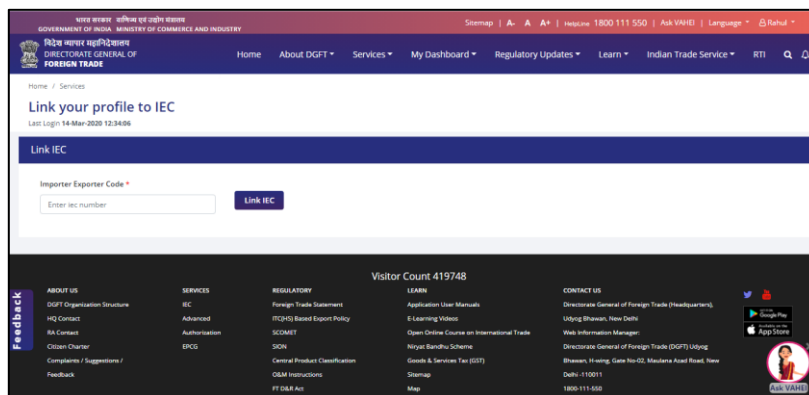
DIRECTORATE GENERAL FOREIGN TRADE (DGFT) IMPORTER EXPORTER CODE (IEC) LINKING



Screen 1: Login to DGFT Portal



Screen 2: Link IEC



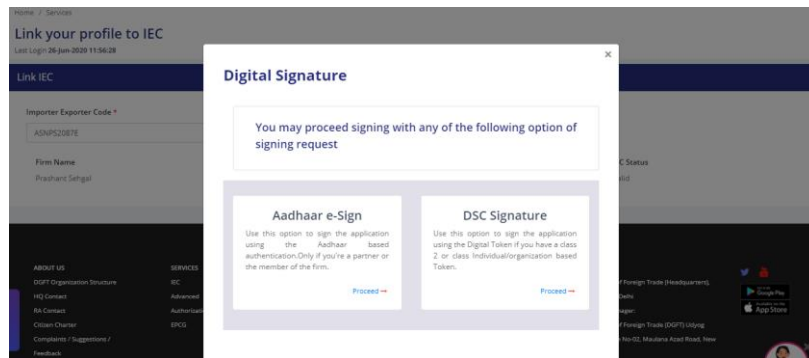
Screen 3: Link IEC Page – Enter IEC

YOU NEED:

1. DGFT Portal Login Credentials (After Portal Registration)
2. DSC Type 2 or Type 3 IEC Based / Aadhaar for Proprietor or Director/Partner of the Firm.

STEPS TO LINK:

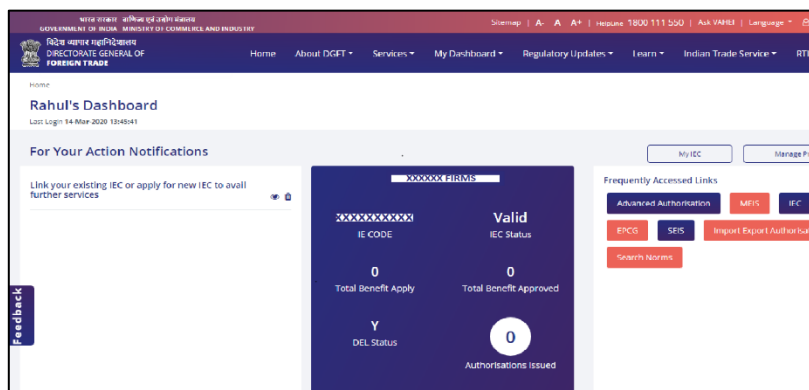
1. Visit the DGFT website and login in to the portal with valid credentials.
2. Proceed with Link IEC process by clicking on “**Link IEC**” button on dashboard or from Menu “**My Dashboard -> Importer Exporter Code (IEC) ->Link your profile to IEC**”.
3. Enter your IEC number which you want to link to your profile in Importer Exporter Code field and then click on Link IEC.



Screen 4: Digital Sign the request (DSC/ Aadhaar e-Sign)

4. On click of Link IEC button the IEC number is validated and Digital signature window is opened in a Pop-Up.

5. Select an Option and Proceed with Signing.



Screen 5: Upon Successful Linking

AFTER LINKING:

Once the IEC is linked Importer/Exporter to the IEC. The user shall be able to

- See the IEC Details.
- Modify the IEC Details/Profile.
- View and Print IEC Certificate